



The latest release of Enterprise Vault.cloud (EV.cloud) is currently scheduled¹ to roll out in late March and early April. This release introduces new privacy features, platform support and Veritas Advanced Supervision (VAS)² enhancements.

WHAT'S NEW

Global Privacy	<p>New 'hide me" capability for approved Administrators:</p> <ul style="list-style-type: none"> • Hide items that may have been erroneously sent or received from Personal Archive view • Filter "hidden" mails • Hide up to 300 items per request <p><i>Note: once an item is hidden, it may remain searchable in Personal Archive for up to 60 minutes. Once an item is unhidden, it may take up to 60 minutes to re-appear in Personal Archive search results.</i></p>
Search	<ul style="list-style-type: none"> • Perform searches based on IP headers in Discovery Archive³ advanced searches
Platform Support	<p>Support for Exchange 2019:</p> <ul style="list-style-type: none"> • Securely journal emails sent and received via Microsoft Exchange Server 2019 to the Enterprise Vault.cloud platform <p>Expanded CloudLink Support (see page 2 for download details):</p> <ul style="list-style-type: none"> • Upgrade to SQL compact edition 4.0
Advanced Supervision	<p>User Experience (UX):</p> <ul style="list-style-type: none"> • Collapse and expand the filter tab • Hide and unhide columns in the Review grid <p>Search:</p> <ul style="list-style-type: none"> • Find search hits with automatic "hotword" highlighting of subject, item content and attachments • Navigate through search hits with a single-click • Use fuzzy logic and proximity search for greater hit accuracy <p>Whitelisting:</p> <ul style="list-style-type: none"> • Add whitelist rules at the Department level • Apply rules to inbound, outbound items and Instant Messages (IMs) <p>Single Sign-On (SSO) support:</p> <ul style="list-style-type: none"> • Support for any Identity Provider (IDP) that follows SAML 2.0 standards <p>Trash rules:</p> <ul style="list-style-type: none"> • Add trash rules at the Department level

¹ All future release dates are tentative and are subject to change at the sole discretion of Veritas. While the features and enhancements listed above are scheduled for the dates mentioned, Veritas makes no assurances that any or all of these features and enhancements will be available at any time. Customers looking to purchase or renew their services with Veritas should do so solely based on the features of the service available at that time.

² Additional fees apply. Requires a concurrent number of Enterprise Vault.cloud Discovery Archive licenses.

³ Additional fees apply. Requires a re-index of the archive in order to search IP headers in previously archived items.



- Apply trash rules to an entire domain or a specific email address

Steps to Access Enterprise Vault.cloud Downloads

We have a new updated Downloads Center that makes finding your Veritas Product Downloads even easier! You can read about it here:

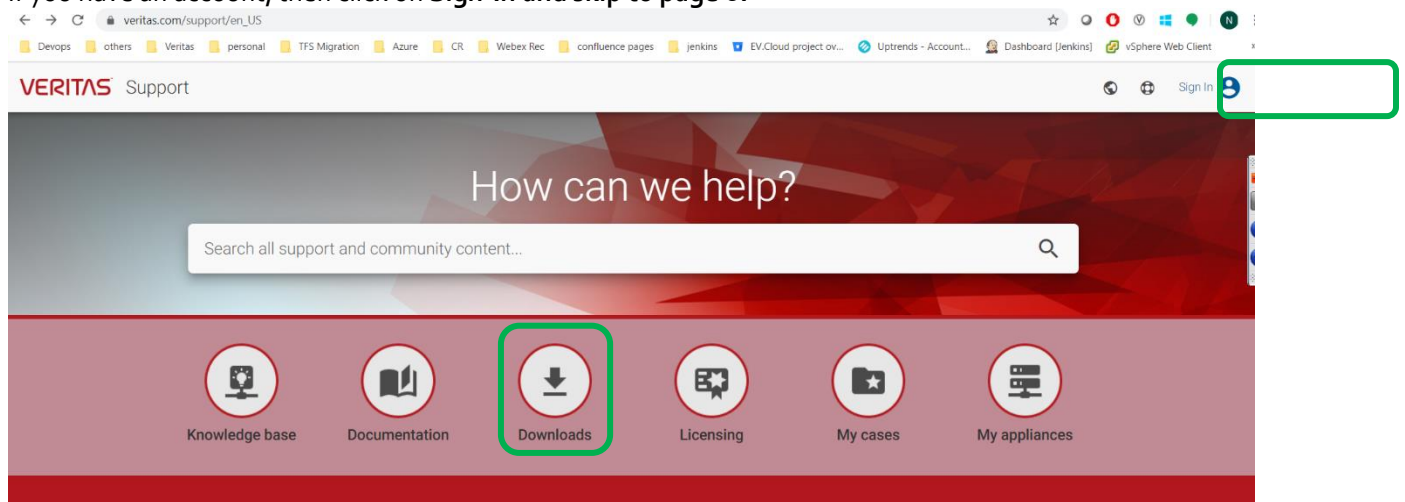
https://www.veritas.com/content/support/en_US/news/download_center

The new Downloads Center effectively combines the access to files from Veritas Entitlement Management System (VEMS), the Veritas Support website, or SORT into a one stop shopping experience. Now you can find, review, and download software releases for all Veritas products (full installs, full upgrades, patches, and other related files) in one place. Obtaining Veritas software is now as simple as going to Veritas Support and clicking on the Downloads icon from the homepage. It is that easy!

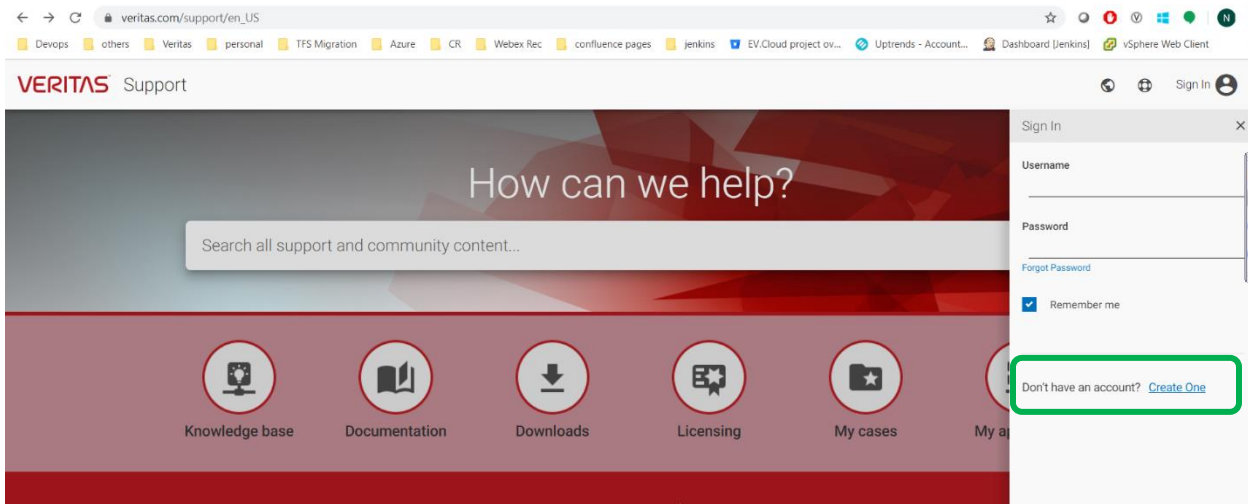
Please go to the Veritas Support link.

https://www.veritas.com/support/en_US

If you have an account, then click on **Sign-In** and skip to page 6.



If you do not have an account, then you must create one by clicking **Create One**



The next screen will look like this and you will need to click **Register Now**.

Veritas Account Login

Veritas Account Manager is Veritas's User Account Management application for Veritas Entitlement Management System, PartnerNet and VOX Community.

If you already have an existing account on one of these applications, use your

Login

User ID:

Password:

Select a Veritas Application

[Forgot your password?](#)

LOGIN

Don't have a Veritas Account?

Create a Veritas Account now. Sign up is free.

REGISTER NOW



This screen will ask you to fill in the proper details to create an account. When complete, hit **Submit**.

Create Your Veritas Account Profile

Create your login credentials and profile once, then use them on multiple Veritas applications including Support, Veritas Entitlement Management System, PartnerNet and VOX Community.

Fields marked with * are required. All information must be entered in Latin characters only.

Login Details

* Email address: ?

* Verify Email address:

* Password: ?

* Verify Password:

Contact Details

* First name:

* Last name:

* Company name:

* Country: ▼

* Preferred language: ▼

* Type the characters you see in the following image



[Refresh picture](#)

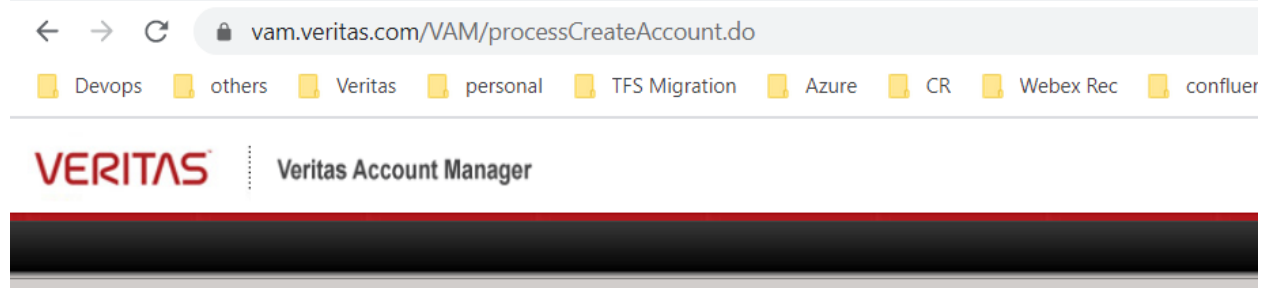
By clicking on Submit you accept the Veritas Account [Privacy Notice](#).

CANCEL

SUBMIT



You will receive this page where you must **activate your account** by going to your email and clicking the proper link.

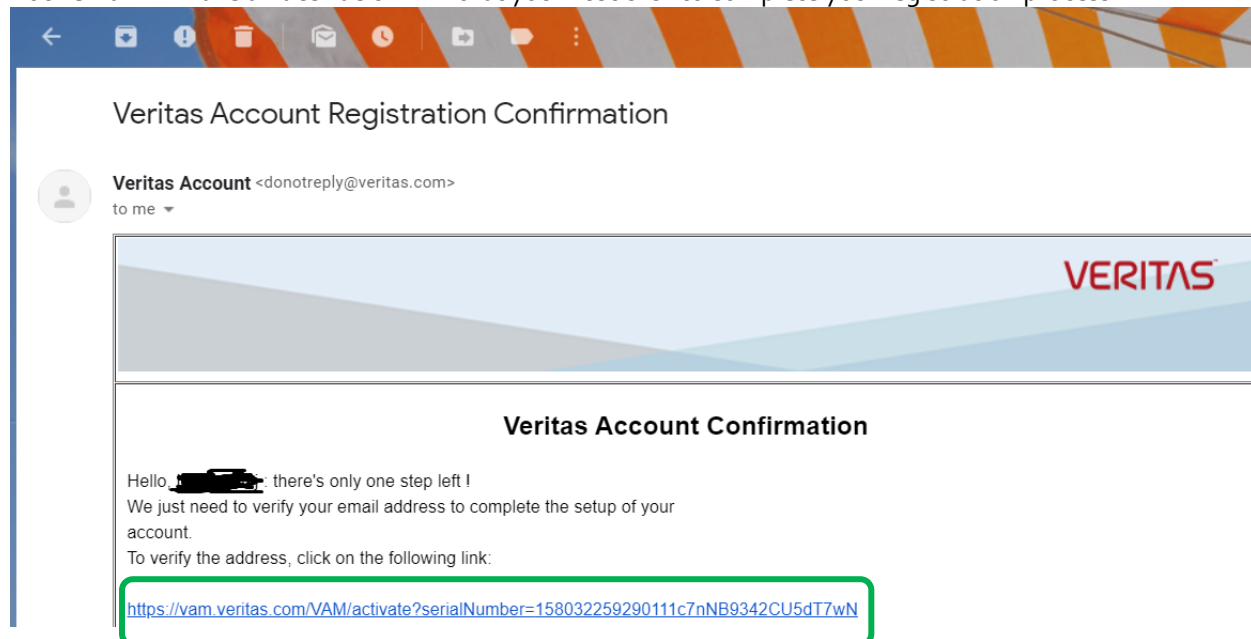


Your Veritas Account Has Been Successfully Created.

Please activate your account by clicking on Activation link in email sent to you. [Click Here](#) to return to VAM home page.

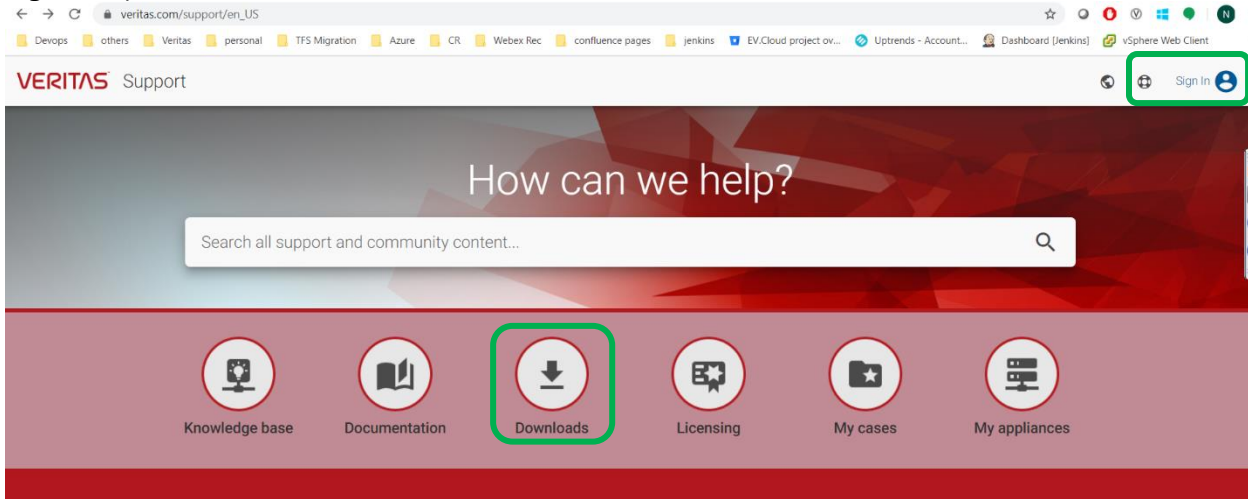
©2020 Veritas Technologies LLC. All rights reserved.

Your email will have an **activation link** that you must click to complete your registration process.

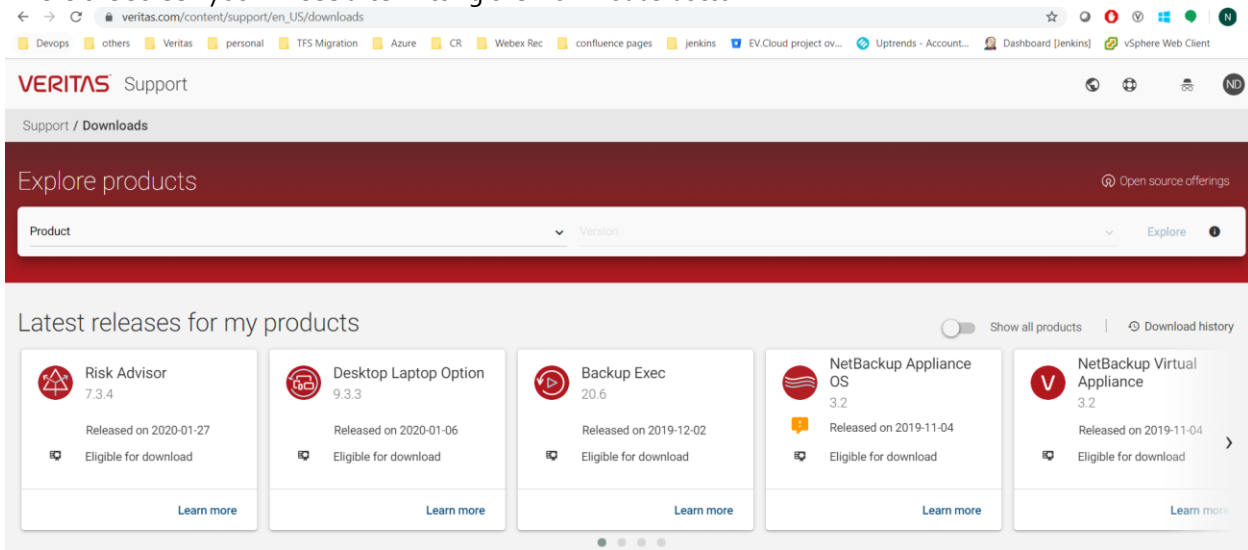




Go back to Veritas Support: https://www.veritas.com/support/en_US
Sign in to your account and click the **Downloads** Button



This is the screen you will see after hitting the Downloads button.





Use the dropdown arrow under Product to search for **Enterprise Vault.cloud**

The screenshot shows the Veritas Support Downloads page. The browser address bar is veritas.com/content/support/en_US/downloads. The page title is "VERITAS Support" and the breadcrumb is "Support / Downloads". The main heading is "Explore products". A dropdown menu is open under the "Product" field, listing several products: Desktop Laptop Option, Disaster Recovery Orchestrator, eDiscovery Platform, Enterprise Vault, Enterprise Vault.cloud (highlighted), and HyperScale. Below the dropdown, there are three product cards. The first card is for "Enterprise Vault" (Released on 2020-01-27, Eligible for download). The second card is for "Enterprise Vault.cloud" (Released on 2020-01-06, Eligible for download). The third card is for "Backup Exec 20.6" (Released on 2019-12-02, Eligible for download). To the right, there is a card for "NetBackup Appliar OS 3.2" (Released on 2019-11-04, Eligible for download).

Once done, click on **Explore**

The screenshot shows the Veritas Support Downloads page after the product search. The breadcrumb is "Support / Downloads". The main heading is "Explore products | Current customer? Sign in to view your products." There is a link for "Open source offerings". The "Product" dropdown menu is set to "Enterprise Vault.cloud" and the "Hosted" dropdown menu is set to "HOSTED". The "Explore" button is highlighted with a green border. Below the search area, the heading "Latest releases" is visible.



In this window, click on **Base and Upgrade Installers**

Support / Downloads / Enterprise Vault.cloud HOSTED

Explore products | Current customer? Sign in to view your products.

Enterprise Vault.cloud | HOSTED | Explore

Enterprise Vault.cloud HOSTED

Release ID: REL987212 | Release date: 2014-02-28 | End of support life: 2029-12-17

Base and upgrade installers

Updates

From here, you will see a list of installers.

Support / Downloads / Enterprise Vault.cloud HOSTED

Download history

Base and upgrade installers

Base and upgrade installers lists download files for full product releases and version upgrades. To download, check the box next to each file that you wish to download and click Download. The Download button will appear after you've checked the first file. See Download instructions for more information.

Export list

Search files ...

<input type="checkbox"/>	File name	Description	Version	Platform	Size
<input type="checkbox"/>	ArchiveTools_Folder_Sync-Module_Update_for_V1.13.4.zip	Enterprise Vault.cloud add-on application	1.13.4	Windows	21.00 MB
<input type="checkbox"/>	FolderSync_1.13.4_Setup.zip	Enterprise Vault.cloud add-on application	1.13.4	Windows	21.96 MB

Showing 1 to 2 of 2 entries

Rows per page: 25

Check the box next to each file that you wish to download and click **Download** – **for the March release – the files are 'CloudLink 4.1.0 64-bit' or 'CloudLink 4.1.0 32-bit.'**

Support / Downloads / Enterprise Vault.cloud HOSTED

Base and upgrade installers

Base and upgrade installers lists download files for full product releases and version upgrades. To download, check the box next to each file that you wish to download and click Download. The Download button will appear after you've checked the first file. See Download instructions for more information.

Export list

Search files ...

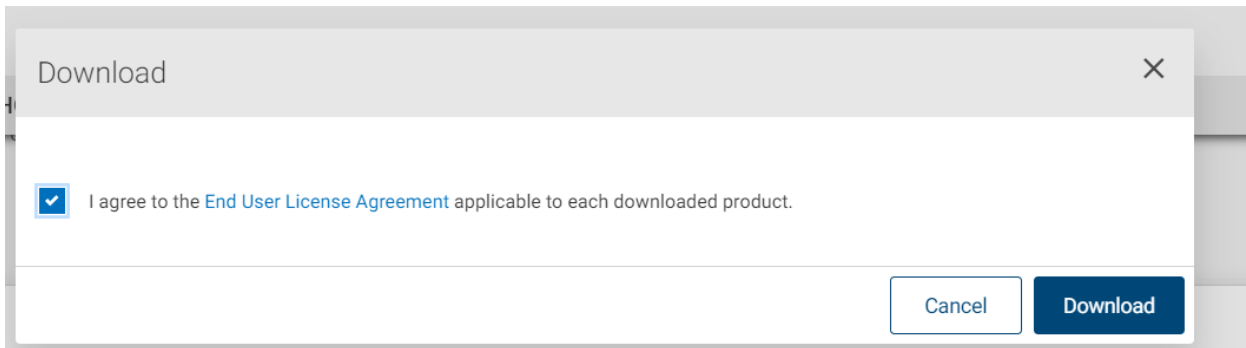
<input type="checkbox"/>	File name	Description	Version	Platform	Size
<input type="checkbox"/>	ArchiveTools_Folder_Sync-Module_Update_for_V1.13.4.zip	Enterprise Vault.cloud add-on application	1.13.4	Windows	21.00 MB
<input type="checkbox"/>	CloudLink_4.1.0_32-bit.zip	Automatically provisions and synchronizes accounts from Microsoft Active Directory or IBM Domino Directory. Can also send welcome messages, and set up Personal.cloud web folders for Exchange users	4.1.0	Windows	7.15 MB
<input type="checkbox"/>	CloudLink_4.1.0_64-bit.zip	Automatically provisions and synchronizes accounts from Microsoft Active Directory or IBM Domino Directory. Can also send welcome messages, and set up Personal.cloud web folders for Exchange users	4.1.0	Windows	6.05 MB
<input type="checkbox"/>	FolderSync_1.13.4_Setup.zip	Enterprise Vault.cloud add-on application	1.13.4	Windows	21.96 MB

Showing 1 to 4 of 4 entries

Rows per page: 25



The **End user License Agreement** box will pop up and we encourage you to read and understand it before checking the box to continue.



full product releases and version upgrades. To download, check the box next to each file that you wish to download and click Download. T
Once you click **Download**, the zip file will start downloading to your machine and you will have agreed to the End User License Agreement.

