



Veritas Alta™ Data Compliance & Governance

RELEASE NOTES for Oct 2024 (Elm) Release

The latest release of the Veritas Alta™ Data Compliance & Governance portfolio is scheduled¹ to begin roll out in late Oct 2024.

This release introduces new features for the Veritas Alta™ Data Compliance & Governance portfolio.²

WHAT'S NEW

<p>Information Governance</p>	<p>Access Governance</p> <ul style="list-style-type: none"> • Capturing user activity audits for M365 content (SharePoint Online and OneDrive) • Data lineage at object level (file/ folder) to present timeline view of user activities including copy, move and rename operations • User Activity audit CSV reports with filters to report granular information on specific user's activities (threat actor) during a given timeframe e.g. security modifications, data movement, etc. <p>Access Intelligence</p> <ul style="list-style-type: none"> • Surfacing most active data sources on the dashboard along with a granular view of activity types. • Summarized/ aggregated view of user activities at device/ share level on workspace. <p>Enriched Dashboard</p> <ul style="list-style-type: none"> • Present storage growth trends to assist capacity planning and storage optimization. • Surface access intelligence to showcase highly active data sources and a comparative view of activities by type. <p>Configure your own Dashboard</p> <ul style="list-style-type: none"> • Configure analytic thresholds at tenant level to make the dashboards more consumable (e.g. stale/ obsolete thresholds, redundant data config) <p>Core product enhancement</p> <ul style="list-style-type: none"> • Ability to delete configured data sources and repositories along with its indexed information.
<p>eDiscovery</p>	<p>Export Refinements</p> <ul style="list-style-type: none"> • Revamp of the export menu for a streamlined view of Exports & Productions, including ability to "Download All" batches from Export. • Allows users to continue working while exports run in background

¹ All future release dates are tentative and are subject to change at the sole discretion of Veritas. While the features and enhancements listed above are scheduled for the dates mentioned, Veritas makes no assurances that any or all these features and enhancements will be available at any time. Customers looking to purchase or renew their services with Veritas should do so solely based on the features of the service available at that time.

² Additional fees apply. Requires a concurrent number of qualifying Veritas Alta™ Data Compliance & Governance product.



Veritas Alta™ Data Compliance & Governance

RELEASE NOTES for Oct 2024 (Elm) Release

	<ul style="list-style-type: none"> • Include ability to toggle between download to local, and download to Blob storage location (if configured) <p>Legal Hold Transparency</p> <ul style="list-style-type: none"> • Revamp of legal hold transparency to include ability to hover over and receive transparency upon item that has legal hold placed, including case-level legal hold and search-level legal hold. <p>Enhanced Reviewer Privileges</p> <ul style="list-style-type: none"> • Ability to give Group Admin group privileges to a Review role in platform • Group admin can create/delete cases, while still not having administrator account in platform <p>Increase Send to Case Document Limit</p> <ul style="list-style-type: none"> • Ability to send 250k items from Investigations OR Archive Search via "Send to Case" functionality • Increases performance of items indexing for Case Document functionality
<p>Surveillance</p>	<p>Enhanced Reporting Enhancements</p> <ul style="list-style-type: none"> • New Classification Report and Evidence of Review Report types with Power Bi templates. New Total Archived by Employee Report. Asynchronous reporting has been introduced. User Roles Power Bi template updated <p>Support of New Content Types</p> <ul style="list-style-type: none"> • Support for Viva Engage Yammer, Signal, We Chat, Linked In, Verint, WhatsApp, iMessage for search, sample and filtering. • iMessage, WhatsApp, and Yammer can now be reviewed in the collaboration tab if captured in JSON format using Atla Capture. <p>Search by Item ID in Review (for emails only)</p> <ul style="list-style-type: none"> • With the Advanced Filter, items can be searched by their item ID. The unique item ID for each message is found in preview pane. <p>Wildcards in Hotword and Search Phrases</p> <ul style="list-style-type: none"> • Support for the use of the wildcards ? and * in phrases. For example, "H?ello * worl*". <p>Hotword and Tag statistics for Transcript messages</p> <ul style="list-style-type: none"> • Supports hotword and classification statistics for the message body of transcribed messages. <p>Date format support</p> <ul style="list-style-type: none"> • Veritas Alta Surveillance will use the same date format that is configured in Time Zone and Date Format under Policy Management Archive Options in the Alta Compliance & Governance Console.



Veritas Alta™ Data Compliance & Governance

RELEASE NOTES for Oct 2024 (Elm) Release

Core Capabilities	New Qatar Data Center <ul style="list-style-type: none">• A new data center is available in the Qatar region to support data sovereignty for customers in Qatar and the surrounding areas.• This is our 10th global data center. Administration <ul style="list-style-type: none">• Migration Role<ul style="list-style-type: none">○ A migration role has been provided which enhances security by allowing customers to limit administrators & migration engineers to only the resources they need to access to perform migrations.• Display Names in Email Preview<ul style="list-style-type: none">○ Display names are synchronized from the customer's Identity Provider and reviewers can see these display names (as well as email address) in the email preview pane in eDiscovery & Surveillance.○ This allows customers who have descriptive display names see them in review which makes it easier to perform their review activities by seeing the context of who the user is (i.e. title, department or other descriptive information may be in the display name).• Bulk Management of Discard Rules<ul style="list-style-type: none">○ Import and export of Discard Rules via .csv.○ UI improvements include pagination & sort by column headings.○ This reduces the time needed to manage large lists of Discard Rules (which are used to prevent known junk mail from entering the archive).• Auditing Enhancements<ul style="list-style-type: none">○ More granularity is provided for complex role and permission changes. Multiple rows with more detail are provided.○ This is important for customers who need to audit this information and/or provide this to auditors & regulators as proof during audits & investigations.• SMTP Target option for Collaboration Content Sources<ul style="list-style-type: none">○ Provides the ability to send collaboration content via SMTP, which is normally sent to the archive for viewing in native collaboration view in eDiscovery & Surveillance review.○ This helps customers who need to send content to a target that only accepts SMTP content.• Archive Dashboard – Content Age Histogram<ul style="list-style-type: none">○ A 10 year histogram is provided which allows customers to visualize the age of data that has been archived. This is useful when customers want to understand the impact of making changes to their retention policies. Capture <ul style="list-style-type: none">• CellTrust
--------------------------	---



Veritas Alta™ Data Compliance & Governance

RELEASE NOTES for Oct 2024 (Elm) Release

- New collector to capture text, SMS and chat content.
- Allows customers to capture secure mobile communications from CellTrust.
- **Verint**
 - New collector to capture recordings from Avaya and Cisco phones.
 - Captured data then can be transcribed and indexed in the archive for eDiscovery and Surveillance purposes.
 - Added a new schema support.
- **Slack eDiscovery**
 - Added ability to include original data as attachment in the output message.
 - Added ability to have output messages displayed in Pure body mode.
- **Viva Engage (Yammer)**
 - Added ability to have output messages displayed in Pure body mode.
 - Added ability to include original data as attachment in the output message.
 - Added ability to ignore attachments.
- **Zoom Chat**
 - Added customization for log file names.
- **FX Connect**
 - Incorporated source file downloading to collector workflow.
 - Improved error handling of collector.
 - Added new configuration UI for connecting to source.
- **JSON**
 - Added ability to include original data as attachment in the output message.
- **Alerting and Reporting**
 - Added ability in the Importer Settings section to have *Custom Headers* in output messages.
- **LSEG**
 - Renamed and redesigned Refinitiv collector.
- **Text-Delimited**
 - Added support for Epoch Unix timestamps in source files.
- **Microsoft Teams via Export API**
 - Improved chat processing performance when no threading is configured.
 - Significantly improved functionality and reliability by streamlining user processing, refining error handling, improving history tracking for already processed users, and ensuring robust tracking for both new and existing users.
- **NTR-X**
 - Added a new schema support.
- **File-based collectors**
 - Added support for parallel downloading from FTP servers.
- **Voice Collectors**
 - Added a new Voice grouping type when adding collectors.



Veritas Alta™ Data Compliance & Governance

RELEASE NOTES for Oct 2024 (Elm) Release

- **Management and Monitoring:**
 - Added display number of threads currently running on the Processor in Diagnostic Data for Job Monitoring.
 - Added display additional metrics and enhanced monitoring in Diagnostic Data for Agent Pools.
 - Added the ability to move the agent to another agent pool.
 - Enhanced the logging for Webhooks and Status Updates notifier
 - The *Process Incomplete Days* functionality now operates without threading.
 - Added a new tab view to the Import Job row in the Job Monitoring section to display the real-time progress of the ongoing job execution
- **EWS Target**
 - Added support for Exchange Extended Protection.

Classification

- **Classification based Email Alerts**
 - Configure a tag property to send an email alert when an associated classification policy is triggered.
- **Leading and Trailing Spaces**
 - For text-based policies and patterns, leading and trailing spaces are now considered as part of string match conditions
- **Support for Context Sensitive Help**
 - From this release, users will be able to access related help topic from the user interface by clicking ? icon or i icons added on the page.
- **Prevention from Enabling All Policies**
 - Enabling all policies in a single operation is now prohibited, which prevents users from enabling all policies in one operation in error.
- **Handling of Sentiment Analysis Failures**
 - If Sentiment Analysis fails, classification will continue with other policy conditions, but sentiment score will not be assessed.
- **Deprecated Policies**
 - Material Nonpublic Information (V1) Policy and Money Laundering (V1) Policy have been deprecated. If you have enabled these policies, Anti-Money Laundering (AML) Policy (V2) and Material Non-Public Information (MNPI) Policy (V2) will be automatically enabled on the Policies page.
- **New and Updated Policies**
 - New Policy: Emoji - Angry or Frustrated Policy
 - Updated Policies:
 - Client Concerns - General Policy
 - Client Concerns - Legal Policy
 - Client Concerns - Negative Language Policy
 - Client Concerns - Performance and Losses Policy
 - Client Concerns Policy



Veritas Alta™ Data Compliance & Governance

RELEASE NOTES for Oct 2024 (Elm) Release

	<ul style="list-style-type: none">• Client Concerns - Promises and Guarantees Policy• High Risk Securities - Complete List Policy• High Risk Securities - Large CAP Policy• High Risk Securities - Mid CAP Policy• High Risk Securities - Other Policy• High Risk Securities - Small CAP Policy• Market Abuse Policy• Off Channel Signaling Policy• Offensive Terms Policy• Outside Business Activities Policy• Subscriptions Policy• Secrecy Policy○ Following new Transparent patterns have been added:<ul style="list-style-type: none">• Emoji Angry or Frustrated• Offensive Terms - Emoji• Outside Social Media Business Activities• Secrecy - Emoji <p>Migration</p> <ul style="list-style-type: none">• M365 to Alta Archiving Direct Migration tool<ul style="list-style-type: none">○ The tool helps to directly migrate from M365 to Alta Archiving without manually exporting data to PSTs, also providing a full chain of custody report○ Customers who have most of their data in EV and some data in M365 for various reasons and want to migrate to Alta Archiving will benefit from the feature, making a smoother transition to Alta Archiving○ Customers who have all their data in M365 would benefit from the feature• EV index usage during migrations<ul style="list-style-type: none">○ Using EV index data to get expanded DL membership information, especially for cases when customer does not have the P1 messages• Internet Mail migration support<ul style="list-style-type: none">○ Migrating Internet Mail data from EV to Alta Archiving
--	---

Steps to Access Veritas Alta™ Archiving Downloads

We have a new updated **Downloads Center** that makes finding your Veritas Product Downloads even easier! You can read about it here: https://www.veritas.com/content/support/en_US/news/download_center .

The new Downloads Center effectively combines the access to files from Veritas Entitlement Management System (VEMS), the Veritas Support website, or SORT into a one stop shopping experience. Now you can find, review, and download software releases for all Veritas products (full installs, full upgrades, patches, and other related files) in one place. Obtaining Veritas software is now as simple as going to Veritas Support and clicking on the **Downloads** icon from the homepage. It is that easy!

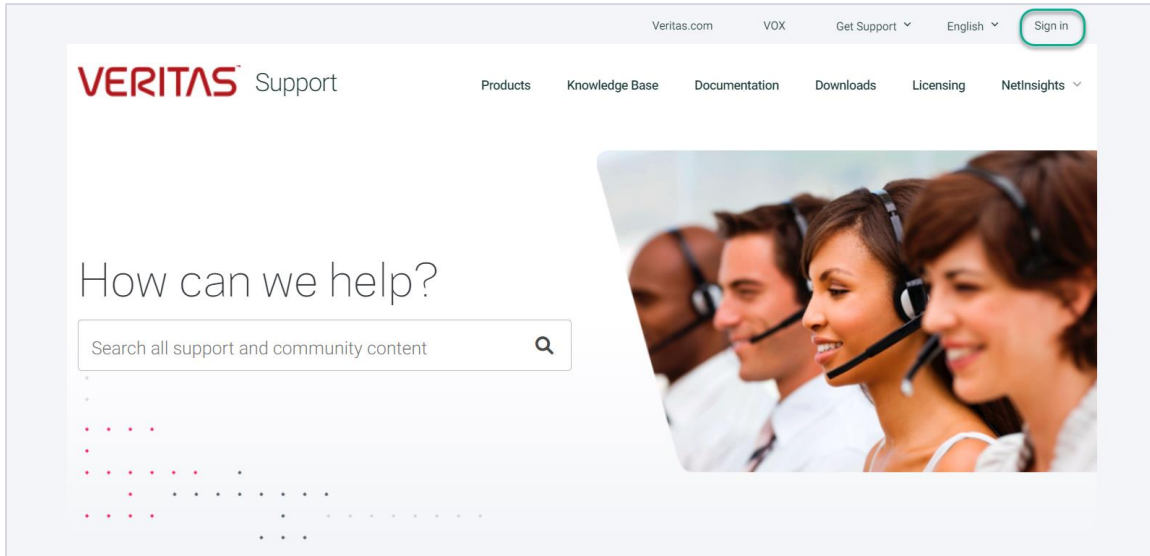


Veritas Alta™ Data Compliance & Governance

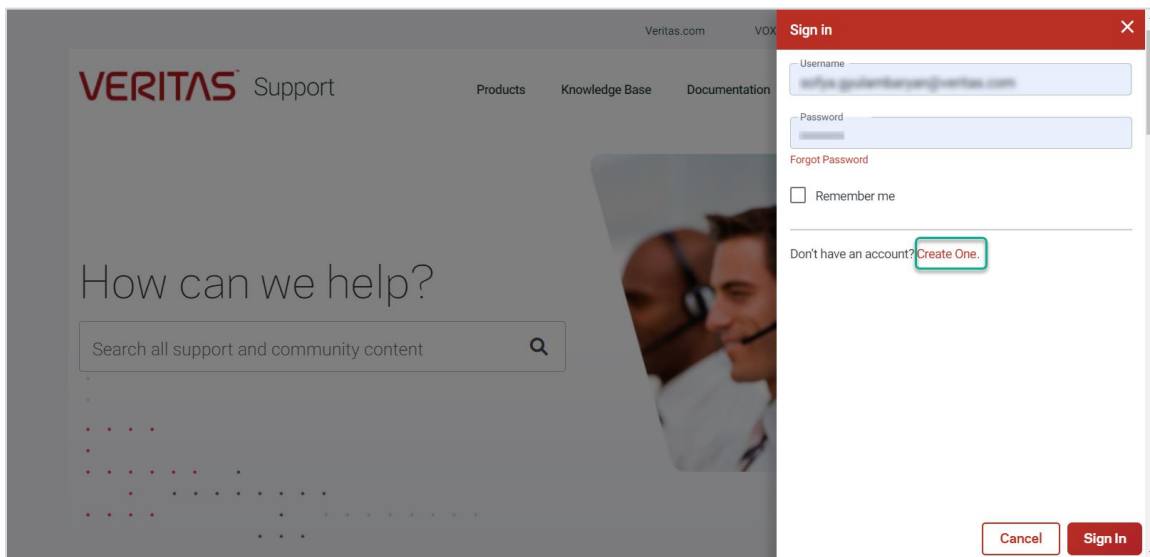
RELEASE NOTES for Oct 2024 (Elm) Release

To start working in the Downloads Center:

1. Go to the [Veritas Support](#).
2. If you have an account, then click **Sign-In** and jump to step 7.



3. If you do not have an account, click **Create One**.



4. In the opened window, fill in the proper details to create an account.

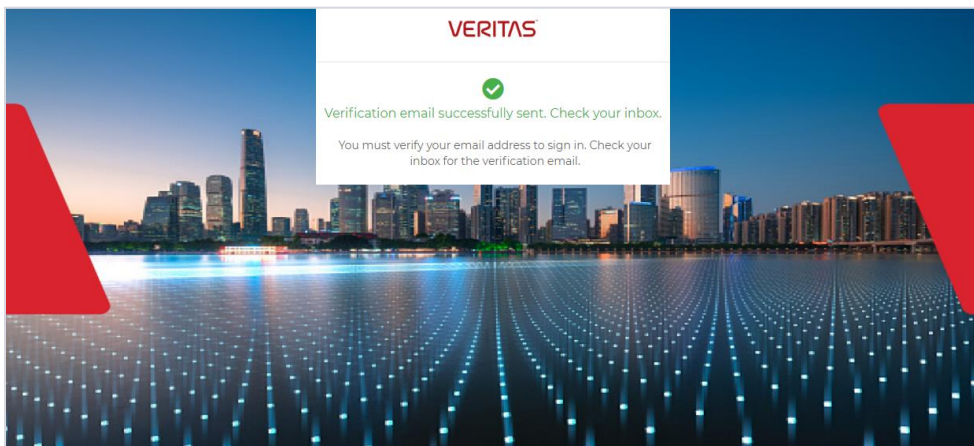


Veritas Alta™ Data Compliance & Governance

RELEASE NOTES for Oct 2024 (Elm) Release

A screenshot of the Veritas account creation form. The form is titled "Create your Veritas account profile" and includes fields for Email, Password, Confirm password, First name, Last name, and Company name. It also has dropdown menus for Country and Preferred language. A "Register" button is highlighted with a green border. The background of the form is a cityscape at night with a grid of blue lights on the ground.

5. When complete, click **Register**. You will be navigated to this page where you must **activate your account** by going to your email and clicking the proper link.

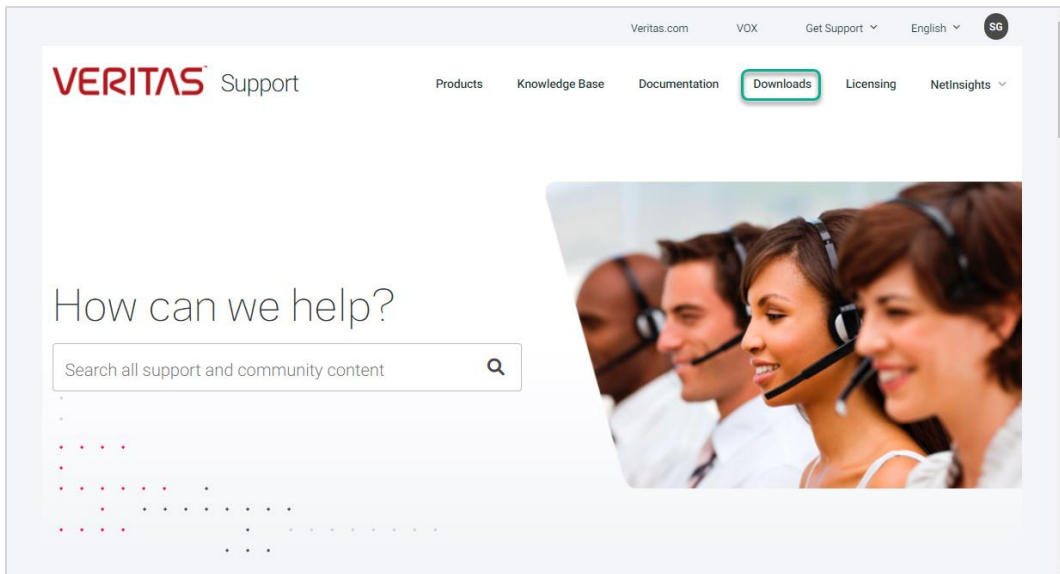


6. Click the **activation link** that is included in the received email to complete the registration process.
7. Go back to [Veritas Support](#) and **Sign in** to your account.

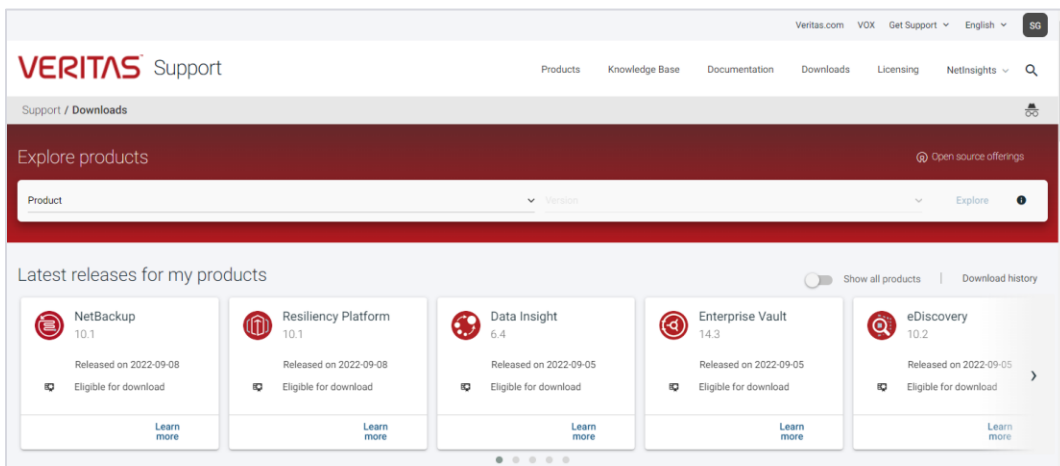


Veritas Alta™ Data Compliance & Governance

RELEASE NOTES for Oct 2024 (Elm) Release



8. Click the **Downloads** button and you will be directed to this page.

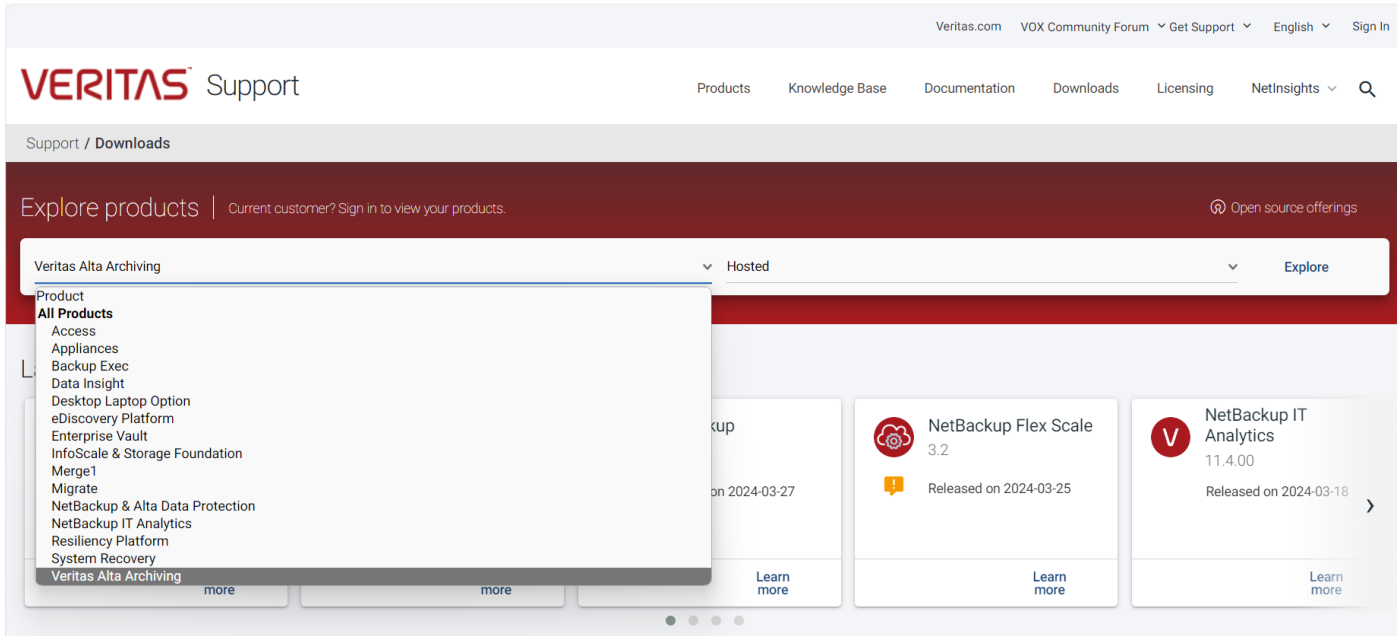




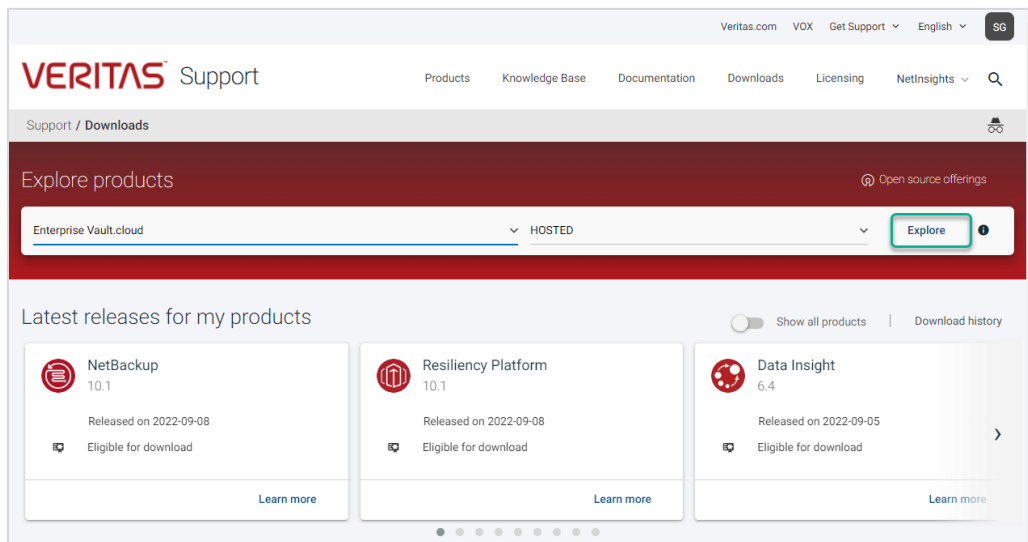
Veritas Alta™ Data Compliance & Governance

RELEASE NOTES for Oct 2024 (Elm) Release

9. Click the **Product** dropdown arrow, to search for **Veritas Alta Archiving**.



10. Click **Explore**.

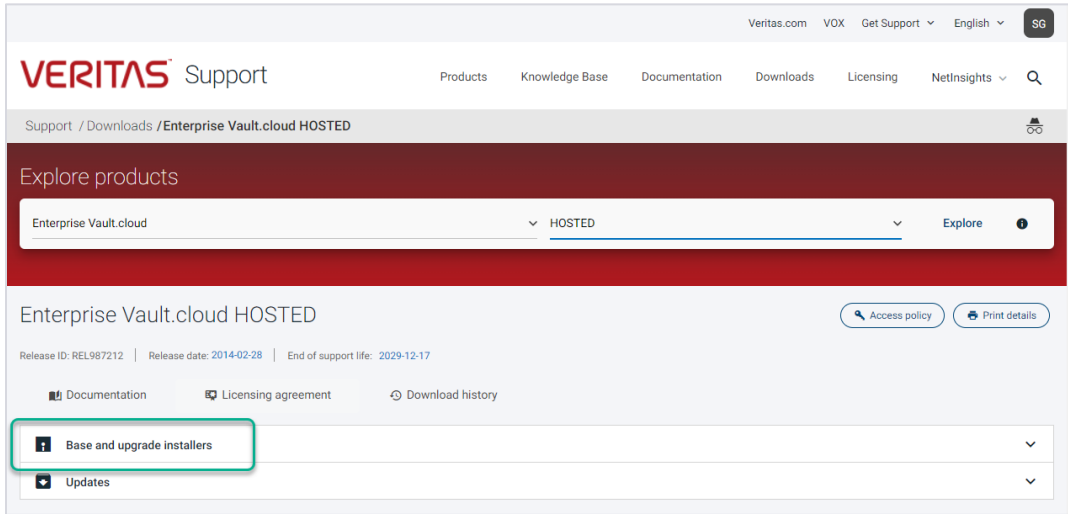




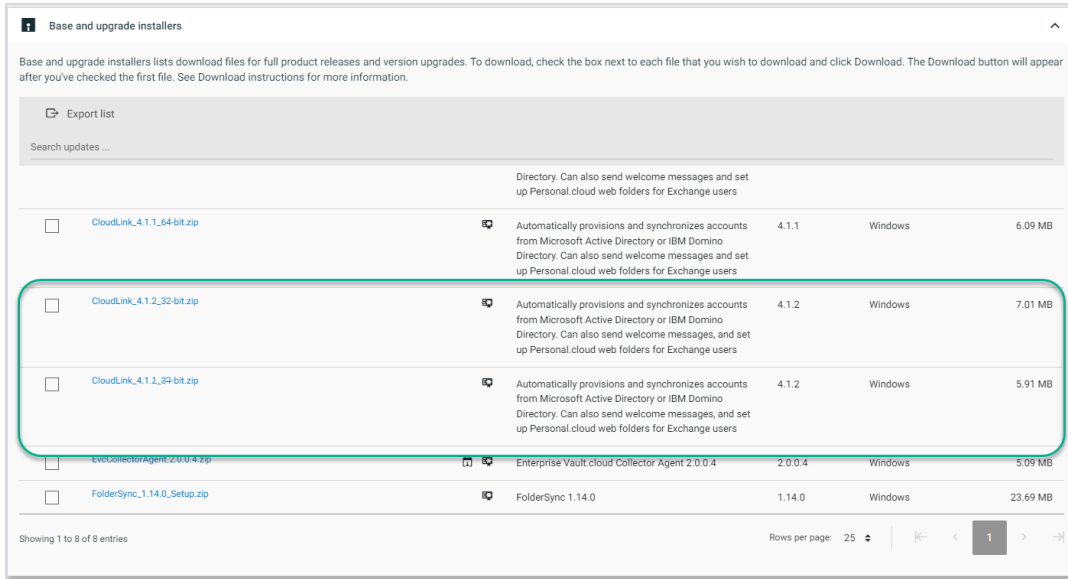
Veritas Alta™ Data Compliance & Governance

RELEASE NOTES for Oct 2024 (Elm) Release

11. In this window, click **Base and Upgrade Installers** and you will see a list of installers.



12. Check the box next to each file that you wish to download and click 'CloudLink 4.1.2 64-bit' or 'CloudLink 4.1.2 32-bit.'

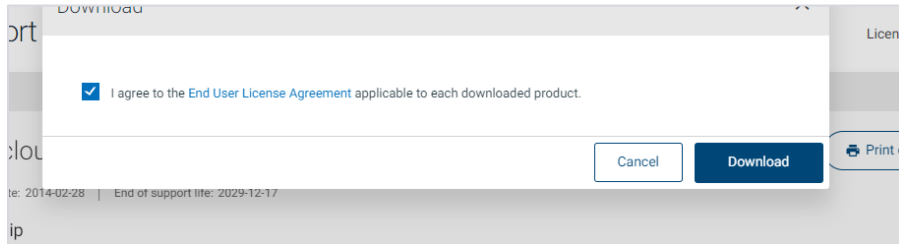




Veritas Alta™ Data Compliance & Governance

RELEASE NOTES for Oct 2024 (Elm) Release

13. The **End User License Agreement** pop-up window will appear, and we recommend reading it before checking the box to continue.



14. Click **Download** and the zip file will start downloading to your machine.